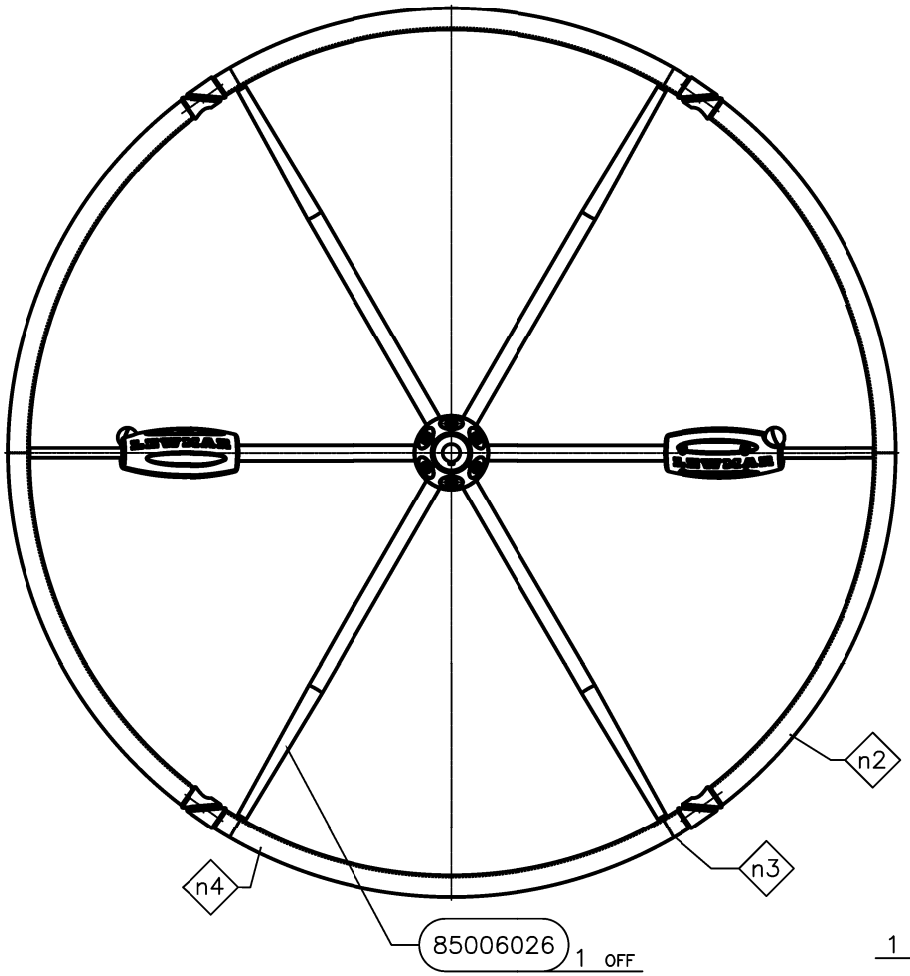

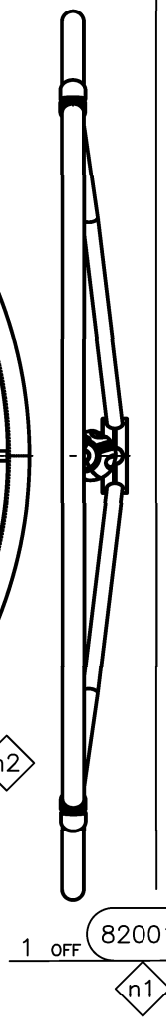

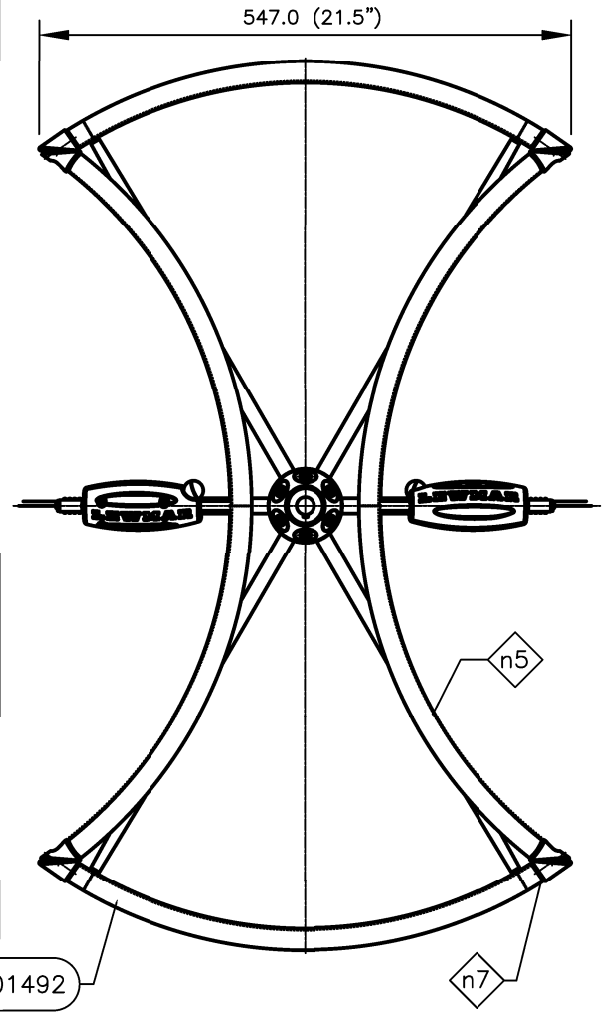

COPYRIGHT:–

THE DRAWING AND ALL THE INFORMATION PROVIDED ARE PROPERTY OF LEWMAR LTD AND CANNOT BE REPRODUCED, TRANSFERED OR MODIFIED WITHOUT PERMISSION. COPYRIGHT LEWMAR LTD.

GENERAL NOTES:–

1. ALL DIMENSIONS IN BRACKETS () ARE FOR REFERENCE ONLY. ALL DIMENSIONS ARE IN MM UNLESS STATED OTHERWISE

2. M4 BOLTS TO BE TIGHTENED TO 2.5Nm ±0.5Nm

3. M5 BOLTS TO BE TIGHTENED TO 5.0Nm ±1.0Nm

4. M6 BOLTS TO BE TIGHTENED TO 9.0Nm ±1.0Nm

5. M8 BOLTS TO BE TIGHTENED TO 21.0Nm ±2.0Nm

6. M10 BOLTS TO BE TIGHTENED TO 43.0Nm ±3.0Nm

DATE CHANGED	ISS	CHANGE DESC.	BY
23/05/07	A	ISSUE PROD	AS

ITEM	PART No.	Qty	DESCRIPTION
1	85006026	1	36" FOLDING WHEEL ASSEMBLY
2	82001492	1	LEATHER BROWN 36" HIDE KIT
3	82000591	AR	THREAD BROWN TICKET 20 SHADE
4	82000905	AR	TAPE DOUBLE SIDED PER REEL
5	82000120	AR	STRETCH WRAP 400mm 15mic
6	82001394	1	32"–36" F–WHEEL BOX & FTAGS
7	82100098	AR	TAPE PVC INSULATING BROWN
8	82001447	1	FOLDING WHEEL BOX LABEL

* AR = AS REQUIRED

PRODUCTION NOTES:–

n1. HIDE COVER WITH LEATHER TO LEWMAR STANDARD SPECIFICATIONS (ENG SPEC 00034).

n2. MAXIMUM OF 6 SECTIONS TO COMPLETE HIDE COVER AROUND RIM.

n3. ALL SECTION JOINS (BUTT JOINS) MUST ALIGN WITH SPOKES.

n4. RIM HIDE COVER GLUED (OR DOUBLE SIDED TAPED) TO PREVENT ROTATION OF COVER AROUND RIM PRIOR TO STITCHING.

n5. STITCHING TO BE ALONG INSIDE DIAMETER OF RIM TO LEWMAR STANDARD SPECIFICATIONS (WHEEL MPI~010–011).

n6. HIDE COVERING TO BE PROTECTED WITH PLASTIC FILM PRIOR TO SHIPPING.

n7. USE 'DOUBLE BAR' STITCHING EITHER SIDE OF HINGES & SPOKES.

ORTHOGRAPHIC PROJECTION:

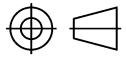

SCALE:–	1:5 @ A3
DRAWN:–	ANDREW S
DATE:–	23/05/2007
SHEET:–	1 OF 1
CHECK'D:–	

TITLE:–

36" FOLDING WHEEL WITH HIDE COVER

LEWMAR

LEWMAR STEERING DIVISION
UNIT 1, BLOCK B, PORTENHWY, LAPORTE WAY, LUTON, BEDFORDSHIRE, UK. LU4 8EF
TEL: ++44(0) 1582 404400 FAX: ++44(0) 1582 400331
EMAIL: DESIGN@WHITLOCKSTEERING.COM

DWG NO: 89700376

ISSUE: A